



SC Annual School Report Card Summary

Anderson Districts I & II Career & Technology Center
 Grades: 9-12 Enrollment: 1,866
 Director: Hollie Harrell
 Superintendent: Hollie Harrell
 Board Chair: Ms. Nancy Upton

PERFORMANCE

Comprehensive detail, including definitions of ratings, performance criteria, and explanations of status, is available on www.ed.sc.gov and www.eoc.sc.gov as well as school and school district websites. Printed versions are available from school districts upon request.

| YEAR | ABSOLUTE RATING | GROWTH RATING | PALMETTO GOLD AND SILVER AWARD | | ESEA/FEDERAL ACCOUNTABILITY RATING SYSTEM | |
|------|-----------------|---------------|--------------------------------|-----------------|---|--------------------------|
| | | | General Performance | Closing the Gap | ESEA Grade | Accountability Indicator |
| 2014 | Excellent | Good | TBD | TBD | N/A | N/A |
| 2013 | Excellent | Good | GOLD | N/A | N/A | N/A |
| 2012 | Excellent | Excellent | GOLD | N/A | N/A | N/A |

ABSOLUTE RATING OF DISTRICTS WITH STUDENTS LIKE OURS*

| EXCELLENT | GOOD | AVERAGE | BELOW AVERAGE | AT-RISK |
|-----------|------|---------|---------------|---------|
| 29 | 8 | 2 | 0 | 1 |

* Ratings are calculated with data available by 11/13/2014. Schools with Students Like Ours with Poverty Indices of no more than 5% above or below the index for this district.

TECHNICAL SKILL ATTAINMENT

The percentage of students enrolled in career and technology courses at a center who earn a 2.0 or above on the final course grade.

| Our Center | | State Center Average (%) |
|------------|-------|--------------------------|
| n | % | % |
| 1,791 | 94.3% | 90.3% |

GRADUATION RATE

The number of 12th grade career technology education students who graduate in the spring is divided by the number of 12th graders enrolled in the center and converted to a percentage.

| Our Center | | State Center Average (%) |
|------------|-------|--------------------------|
| n | % | % |
| 445 | 99.1% | 93.0% |

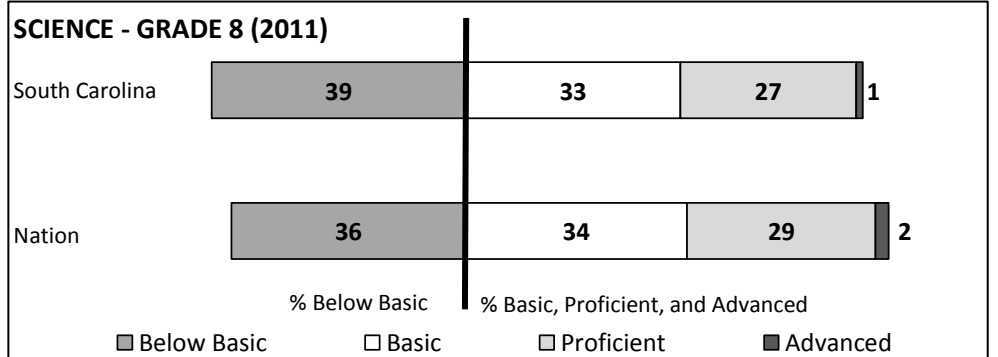

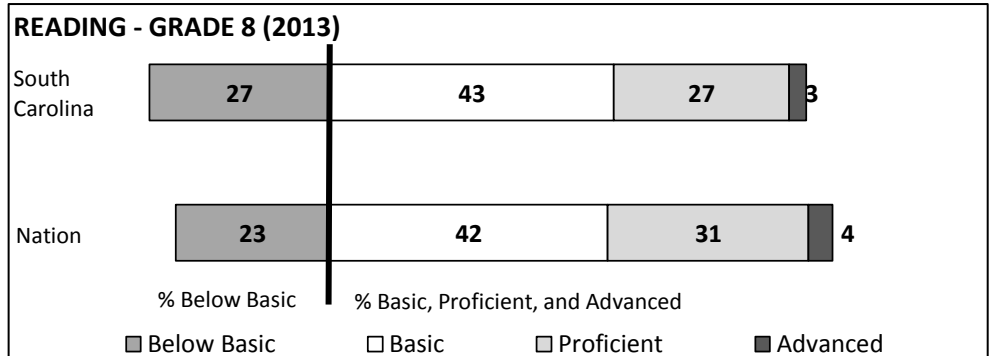
PLACEMENT RATE

The number of career and technology completers who are available for placement in postsecondary instruction, military services, or employment is divided into the number of students over a three-year period who are actually placed and converted to a percentage. This criterion mirrors the Perkins standard.

| Our Center | | State Center Average (%) |
|------------|-------|--------------------------|
| n | % | % |
| 1,119 | 95.7% | 96.9% |

NAEP*

*Performance reported for SC and nation, data not available at school level. Percentages at NAEP Achievement Levels.



SC PERFORMANCE VISION

By 2020 all students will graduate with the knowledge and skills necessary to compete successfully in the global economy, participate in a democratic society and contribute positively as members of families and communities.

Abbreviations Key

N/A-Not Applicable

N/AV-Not Available

N/C-Not Collected

N/R-Not Reported

I/S-Insufficient Sample

TBD-To Be Determined

CENTER PROFILE

| | Our Center | Change from Last Year | Median Career Center |
|---|------------|-----------------------|----------------------|
| Students (n = 1,866) | | | |
| Career/technology students in co-curricular organizations | 9.0% | Up from 6.8% | 24.2% |
| Enrollment in career/technology courses | 1866 | Up from 1850 | 586 |
| Students participating in work-based experiences | 41.4% | Down from 44.8% | 19.0% |
| Teachers (n = 30) | | | |
| Teachers with advanced degrees | 20.0% | Down from 21.4% | 25.0% |
| Continuing contract teachers | 70.0% | Down from 85.7% | 74.5% |
| Teachers returning from previous year | 90.7% | No change | 90.5% |
| Teacher attendance rate | 99.4% | Up from 97.0% | 95.8% |
| Average teacher salary* | \$53,074 | Down 1.1% | \$48,775 |
| Professional development days/teacher | 13.3 days | Down from 14.3 days | 13.0 days |
| Center | | | |
| Director's years at center | 26.0 | Up from 25.0 | 4.0 |
| Dollars spent per pupil** | N/A | N/A | N/A |
| Percent expenditures for teacher salaries** | N/A | N/A | N/A |
| Percent expenditures for instruction** | N/A | N/A | N/A |
| Parents attending conferences | 96.5% | Down from 97.3% | 85.0% |

* Length of contract = 185+ days.

**Prior year audited financial data available.

EVALUATION RESULTS

| | Teachers | Students* | Parents* |
|--|----------|-----------|----------|
| Number of surveys returned | 27 | 483 | 246 |
| Percent satisfied with learning environment | 100.0% | 95.9% | 92.7% |
| Percent satisfied with social and physical environment | 100.0% | 95.6% | 90.1% |
| Percent satisfied with school-home relations | 100.0% | 94.4% | 74.9% |

* Only eleventh grade students and their parents were included.

Comprehensive detail, including definitions of ratings, performance criteria, and explanations of status, is available on www.ed.sc.gov and www.eoc.sc.gov as well as school and school district websites.

Printed versions are available from school districts upon request.

Anderson Districts I & II Career and Technology Center experienced a very successful 2013-14 school year. Approximately 2060 ninth, tenth, eleventh, and twelfth-grade students from Wren, Palmetto, Powdersville, and Belton-Honea Path High Schools were enrolled in career and technical training in 18 different programs.

Some of our accomplishments for 2013-14 include: Students participated in 1104 school-to-work experiences. Students had 177 internships and 26 co-op's. 415 students were classified as Completers. 4 students from the Culinary Arts program won the State ProStart Competition and received 7th place in Baltimore on the National Level.

The PLTW Engineering VEX Robotics Team won the State Competition and competed in St. Louis on the National Level. The Firefighting program won the state CATE Firefighting Competition.

4 students from HOSA won 2nd place in Forensic Medicine Competition and Medical Spelling Competition. One student also won the Outstanding HOSA Student Chapter Award. 1 Graphic Communication student won the state Die Sublimation Competition in SkillsUSA and competed in St. Louis at the National Level.

144 students were inducted in the Career and Technology Center's Honor Society.

11 seniors in Marketing received Dual Credit through Tri-County Tech. 236 students from the PLTW Engineering courses are eligible to receive Dual Credit through the University of South Carolina, Piedmont Tech College, University of Iowa, and Rochester Institute of Technology and 56 PLTW BioMedical Science students are eligible to receive Dual Credit from Stevenson University, Missouri University and Indiana Purdue. State licenses were awarded to 29 Certified Nursing Assistants, 17 Cosmetology students, 9 Certified Law Enforcement Dispatching students, 6 Nail Technology students, 2 Esthetic students, 34 Hunter's Education students, 1 ProStart National Certificate of Achievement student, 8 ServSafe Certifications, 26 IFSAC Firefighter 1 students, 11 IFSAC Firefighter 2 students, 16 SCFA Auto Extrication students, 16 SCFA Hazmat Operations students, 11 Emergency Medical Response students, 7 Active Shooter Response Certifications, 1 American Welding Society student, and 98 CPR Certifications.

100 business and industry representatives served on 18 program advisory committees.

Seniors received over \$300,000 in scholarship monies.

With a student-centered focus, the administration, faculty, and staff strive for continuous improvement by providing an academically and technically challenging education for all students. Instructors align the curriculum with current workplace trends and apply academics in work-based situations. Community involvement from parents, businesses, industries, and local organization remains strong.

Andy Sullivan, Chairman School Improvement Council
Dr. Jere Kirkley, Director

Abbreviations Key

N/A-Not Applicable

N/AV-Not Available

N/C-Not Collected

N/R-Not Reported

I/S-Insufficient Sample

TBD-To Be Determined